

688165

埃夫特智能装备股份有限公司 2021 年年度报告摘要



第一节 重要提示

1

www.sse.com.cn

2

3

4

5

6

2021 12 31

-19,342.29

2021 12 31

-53,891.10

-12,827.68

7

2021

2021

-19,342.29




8

第二节 公司基本情况

1

2

()

			
	EFORT CMA	CMA	
		WFC CMA EVOLUT	

1

AGV

2

3C
50
50
50
10
3 7 15 20 50
210 3 7
3C

4

2

1

2

ROBOX

3

3

1

1.

2.

2

4

ERP OA SRM BI

1

ERP OA

2

5

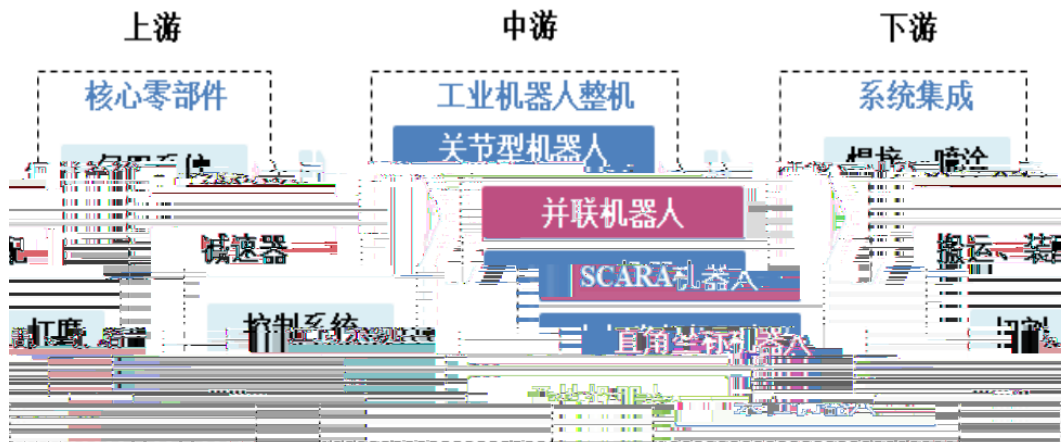
1

+

2

()
1.

2012
GB/T4754-2017 . / . /4,
/+, , /+ . 0
2018 -
-),
2013 IFR 2016
2020 9.65 15.62 15.40 14.05
16.84 2013 2017
2018 2019
2020
2021 40%



2.

2019

G60

2019

		2	863	5		18
		9			1	
			17		3	2
11	1					
				1		
		2			4	2
	1			1		1

MIR

2021

GR6100ST GR680ST GR630ST GR650ST 4

ATEX

ATEX

3.

1

2

3

5G

4

3C

5

3

3.1 3

	2021	2020	(%)	2019
	307,747.02	330,733.29	-6.95	279,803.29
	187,628.13	210,943.59	-11.05	160,771.66
	114,708.97	113,358.38	1.19	126,779.76
	112,451.75	112,936.18	-0.43	/
	-19,342.29	-16,898.45		-4,268.28
	-32,273.29	-30,546.13		-11,402.80
	-19,690.72	-14,409.16		-16,678.79

%	-9.71	-9.34		-2.61
	-0.37	-0.38		-0.11
	-0.37	-0.38		-0.11
%	9.83	7.04	2.79	6.29

3.2

	1-3	4-6	7-9	10-12
	28,321.25	28,842.48	28,183.56	29,361.68
	-1,636.05	-4,011.85	-2,869.17	-10,825.22
	-2,895.61	-5,319.83	-4,809.78	-19,248.07
	-2,519.14	-9,044.34	-3,981.56	-4,145.68

71 72


4

4.1

10

()	:
	18,906
()	17,642

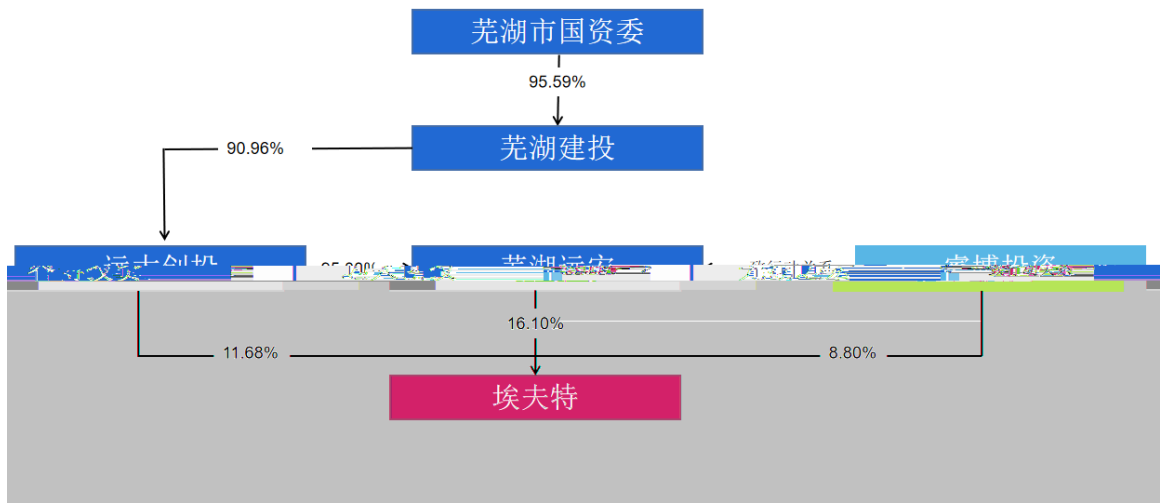
			(%)						
					00,000	84,000,000		0	
					30,000	60,930,000		0	
	0	60,000,000	11.50	0	0		0		



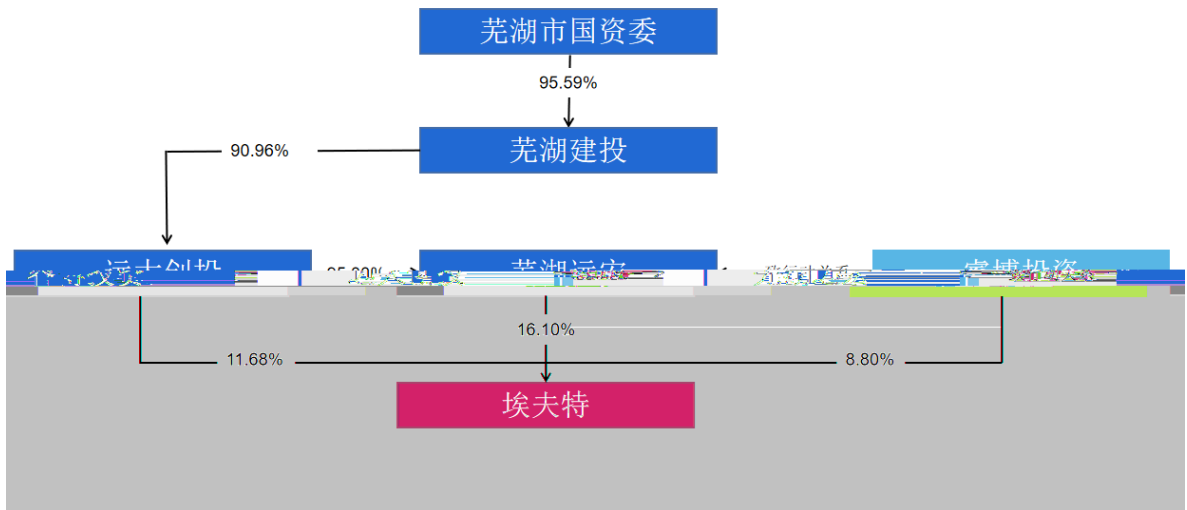
	0	35,600,000	6.82	0	0		0	
PHINDA HOLDING S.A.	-15,000	19,985,000	3.83	4,000,000	4,000,000		0	
	0	17,948,718	3.44	0	0		0	

--	--

4.2



4.3



4.4

5

第三节 重要事项

1

2