

ER50-1900

EFORT

7D ž

JY

--

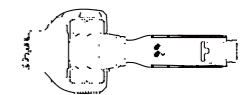



/SPECIFICATIONS


	ER -
	kg
	± . mm
	kg
	mm
	IP
	IP
	AC
	-
	RH %
	. m/s ² . G

<	N m
<	N m
<	N m
<	kg m ²
<	kg m ²
<	kg m ²
<	°/sec
<	°/sec
<	°/sec
<	°/sec
<	°/sec
<	°/sec
<	± °
<	+ °/- °
<	+ °/- °
<	± °
<	± °
<	± °


/OPERATING SPACE



/BASE MOUNTING SIZE



/END FLANGE MOUNTING SIZE



78ADF ;@F7>>;97@F 7CG;B? 7@F 5Až>F6ž