


ER T


ESR10-800Z20

7ED Z L


JY --




/OPERATING SPACE



/BASE MOUNTING SIZE



/END FLANGE MOUNTING SIZE



/SPECIFICATION

	ESR - Z
	mm
	kg
	kg
	kg
	mm/sec
	mm/sec
	°/sec
	°
	°
	mm
	°
	mm
	mm
	°
	s
<	kg mf
	kg mf
	(D-Sub)
	mmx , mmx
	N
	-
	RH %